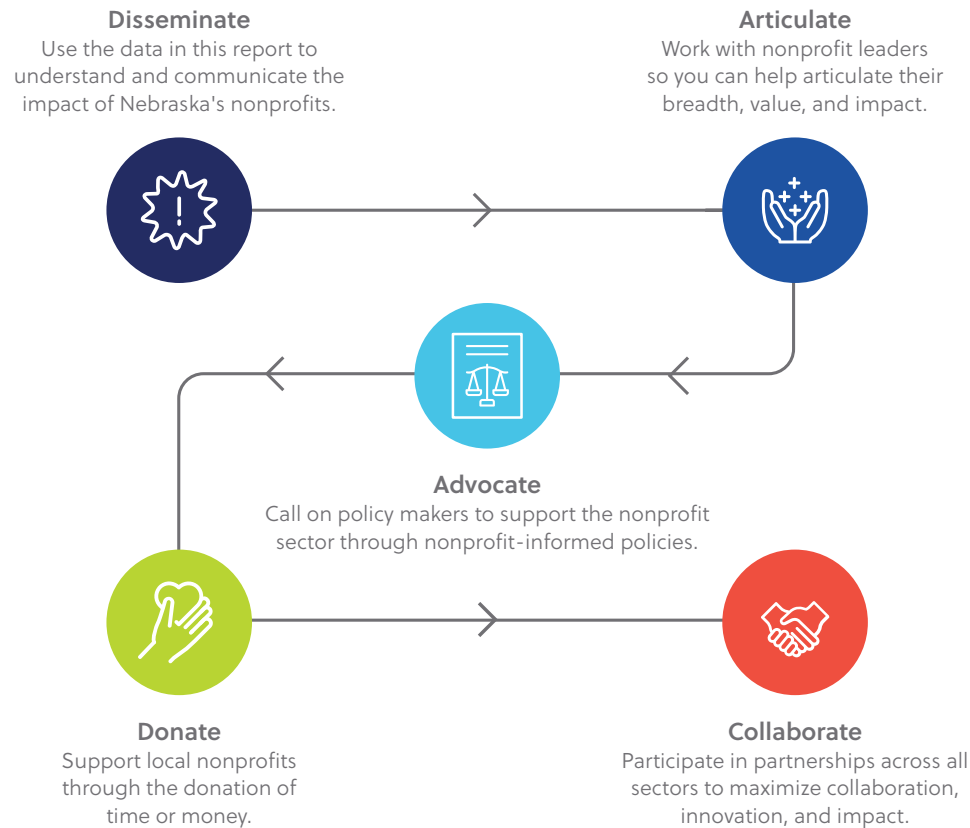


Nonprofits have an impact...how can you?

Here are a few easy ways for you to support the nonprofit sector in your community. To learn how a nonprofit impacted you today, visit <https://youtu.be/J9yUKxeEHeA>.



Data Sources

The data in this snapshot come from the sources listed below and focus on data from 2010 to 2015, which is the most recent data available across sources. Most statistics are specific to 501(c)(3) public charities required to file Form 990 or 990-EZ with the IRS.

- 1 Corporation for National and Community Service
- 2 Internal Revenue Service
- 3 Nebraska Department of Revenue
- 4 The Foundation Center
- 5 United States Census Bureau
- 6 Urban Institute's National Center for Charitable Statistics

March 2019

NEBRASKA'S NONPROFIT SECTOR

Economic Impact Snapshot

An overview of the presence and impact of Nebraska's nonprofit sector

Nonprofit organizations have a significant impact on the quality of community life across the entire state of Nebraska. The Economic Impact Report was created to build awareness about the size and impact of Nebraska's nonprofit sector. This document provides a snapshot of the findings presented in the full report, which can be found at www.nonprofitam.org. The Center for Public Affairs Research at the University of Nebraska at Omaha, home to the Nebraska State Data Center, reviewed and supports this report.

Commissioned by



Developed by



Sponsored by



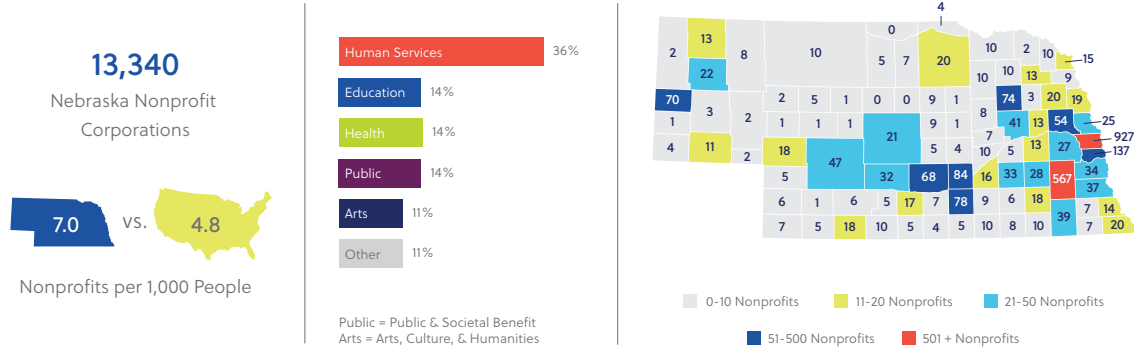
NONPROFIT ECONOMIC IMPACT

This snapshot highlights the strengths of the nonprofit sector and is organized into the five main sections listed below. The back page of this document illustrates how you can support a nonprofit in your community.



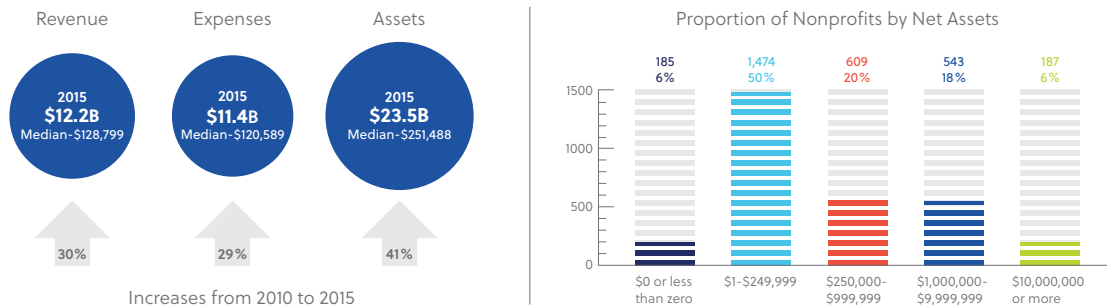
1 The nonprofit bottom line is a better community

There are more nonprofits per 1,000 people in Nebraska than in the United States. Most are human service focused and located in larger counties across the state.



2 Nonprofits have an economic ripple effect on Nebraska

Nonprofit revenue, expenses, and assets have all increased over time. However, the majority (56%) of nonprofits are still operating with less than \$250,000 in net assets.



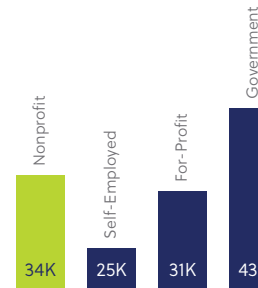
3 Nonprofits create mission-driven jobs for Nebraskans

Nonprofits employed 90,000+ people (1 in 11) and paid \$3.9B in wages in 2015, up 20% from 2010. Nonprofit median wages were higher than for-profit and government.



1 in 11

Nebraskans were employed by a nonprofit in 2015



4 Myth busted...nonprofits do pay taxes

Despite common misperceptions, nonprofits and their employees pay a variety of taxes. Nonprofits paid over \$263 million in payroll taxes alone.



5 Nebraskans are generous with their time and money

The nonprofit impact highlighted throughout this document wouldn't be possible if not for the generous nature of Nebraskans and grantmaking foundations.

There are **575** foundations that granted over **\$1.0 billion** in 2015, which is a **72%** increase from 2010.



Nebraska is the 6th highest ranked state for volunteerism across the nation.

84% of Nebraskans report charitable contributions averaging **\$5,264**.

